




May
2021



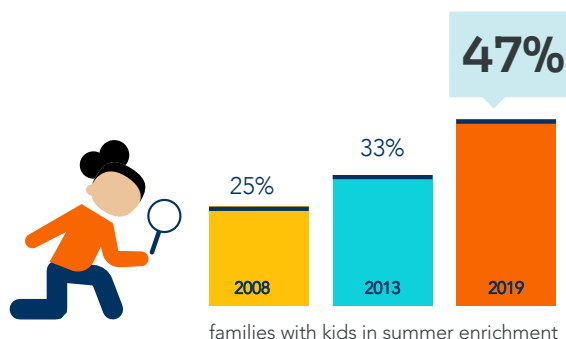
Time for a Game-Changing Summer, With Opportunity and Growth for All of America's Youth

For many students, summer is a time for family vacations, new friendships, new adventures in camps and summer learning programs, or taking summer classes to catch up or get ahead in school. For families, affordable summer programs and camps can be a lifeline. Yet, unmet demand for summer programs is high. For every child in a summer program, there's another child waiting to get in.



Participation in summer experiences is higher than ever, with parents giving programs top marks

Prior to the pandemic, participation in summer programming was on an upward trajectory. In the summer of 2019, participation in summer programming was at the highest level ever recorded by America After 3PM, growing from 1 in 4 families reporting at least one of their children attended a summer program in 2008, to 1 in 3 families during the 2013 summer, and now to nearly half of families (47%). In 2019, 12.6 million young people—22% of all U.S. school-age children—were in a structured summer experience, which includes summer learning programs, sports programs, summer camps, summer school, summer jobs, or internships.



Parents were pleased with their child's 2019 summer experience, with 95% of parents reporting satisfaction.



SUMMER 2021

What will be available for kids?

79% of summer programs plan to serve families

But providers are worried about:

◆ Reduced enrollment due to COVID-19	52%
◆ Hiring enough staff	44%
◆ Addressing learning loss	42%
◆ Having the resources to meet families' needs	36%

Due to lack of funding, many programs will:





◆ Need to raise parent fees or find new revenue sources	30%
---	-----

More than 8 in 10 providers (82%) are concerned about their program's long-term funding and future due to COVID-19.

Online survey of 1,235 afterschool and summer providers, representing more than 6,400 program sites, conducted February 19-March 15, 2021.

Parents have a vision for summer learning

While a safe environment (97%) and knowledgeable and caring staff (96%) top the list of factors that influence the selection of a summer program, parents also prioritize building connections, exploration, and being active in the summer. Parents report the following factors as important to their child's summer experience selection:

	Opportunities to build life skills	94%
	Physical activity	92%
	A variety of activities	90%
	Opportunities to experience the outdoors	86%
	Preventing learning loss	75%



Structured summer experiences by the numbers

Voluntary summer programs	Non-STEM specialty camps or programs (e.g., arts, sports, drama, etc.)	STEM camps	Summer jobs/internships
4.6 weeks Average number of weeks	4.1 weeks Average number of weeks	2.9 weeks Average number of weeks	5.1 weeks Average number of weeks
5.7 hours Average hours per day	5.7 hours Average hours per day	5.3 hours Average hours per day	5.4 hours Average hours per day
\$164.70 Average weekly cost*	\$216.10 Average weekly cost*	\$317.10 Average weekly cost*	N/A
Top 5 Locations	Top 5 Locations	Top 5 Locations	Top 5 Locations
<ol style="list-style-type: none"> School (33%) Community-based organization (31%) City or town facility (25%) Religious organization (11%) Child care center (10%) 	<ol style="list-style-type: none"> School (26%) City or town facility (25%) Other (23%) Community-based organization (20%) Religious organization (19%) 	<ol style="list-style-type: none"> School (33%) College or university (30%) Museum or science center (16%) Community-based organization (14%) City or town facility (13%) 	<ol style="list-style-type: none"> Other (39%) School (19%) City or town facility (19%) Community-based organization (18%) Religious organization (8%)

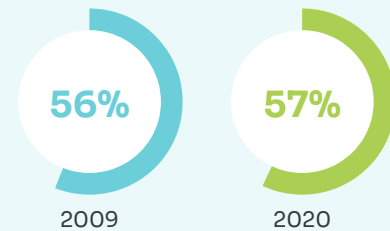
*Among parents who report that they pay a fee

Too many kids, in particular kids from families with low incomes, are missing out on summer programs

There are 13.9 million children (31%) who are not in a summer program, but would be enrolled in a program if one were available to them. At the household level, more than half of families (57%) say that they would have enrolled their child in a summer program if one were available. For more than a decade, the unmet demand for summer programs has been consistently high, with more than half of families without a child in a summer program reporting that they would have enrolled their child in a summer program if one were available.

Unmet demand for summer programs (household level)

Percentage of families without a child in a summer program reporting that they would have enrolled their child in a summer program if one were available

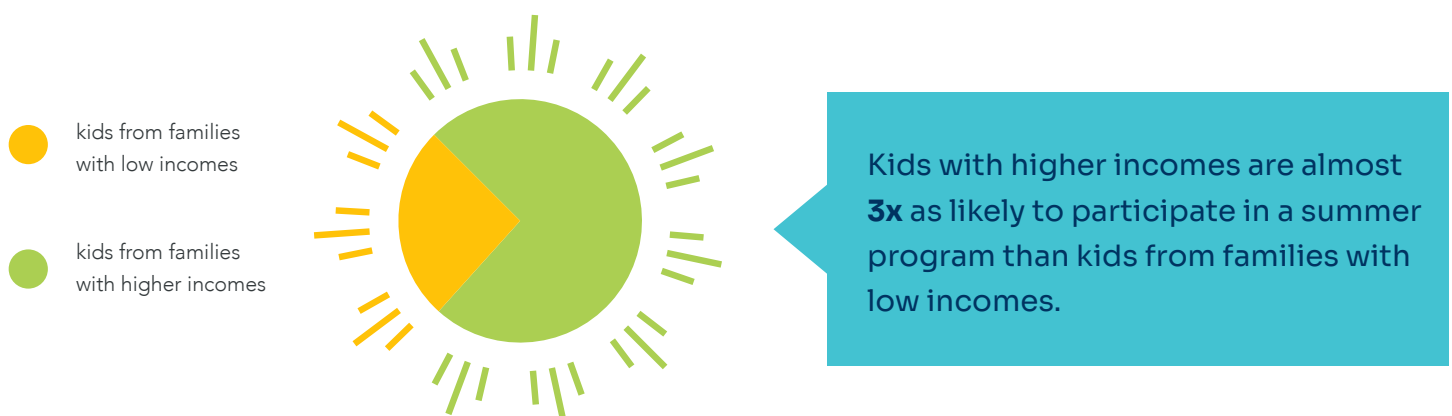


Factors preventing families from enrolling in a summer program include:



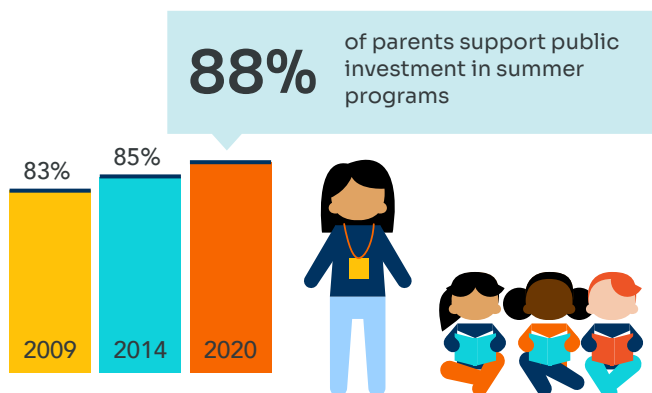
1 in 8 parents (13%) report that there were no summer programs available in their community

Many families with low incomes and higher incomes would like their children to participate in a summer program. But children in families with low incomes are more likely to miss out.

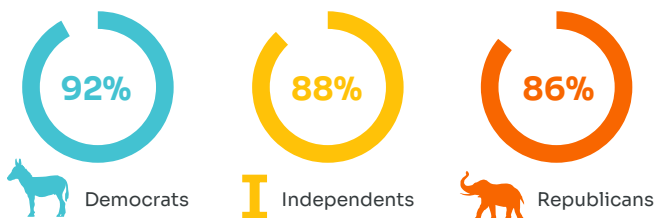


Parents want summer learning programs funded

Support for public investment in summer learning opportunities continues to grow. Eighty-eight percent of parents support public funding for summer learning opportunities, an increase from 83% in 2009 and 85% in 2014. A majority of parents (57%) are strongly in favor.



Support is strong and bipartisan



We can help kids re-engage, recharge, and rebound from the pandemic by investing in summer enrichment



About the survey

America After 3PM is a national survey of parents or guardians of school-aged children, screening 31,055 households and having 14,393 households completing in-depth interviews via an online survey using a blend of national consumer panels. At least 200 households completed interviews in every state and Washington D.C., between January 27 and March 17, 2020. Where the minimum could not be met, supplemental telephone interviews were conducted. A total of 29,595 households, including 53,287 children, were surveyed and answered questions regarding ways in which their child or children were cared for during the summer of 2019. Data was collected by Edge Research on behalf of the Afterschool Alliance. Projections for child-level data represent the 57.4 million children and youth in the United States based on numbers from the Census Bureau's October 2018 Current Population Survey.

For additional information about America After 3PM, visit: afterschoolalliance.org/aa3pm.

The 2021 America After 3PM special report, *Time for a Game-Changing Summer, With Opportunity and Growth for All of America's Youth*, is based on research commissioned and funded by The Wallace Foundation as part of its mission to foster equity and improvements in learning and enrichment for young people, and in the arts for everyone by supporting and sharing effective ideas and practices.

Data from this special report is based on the 2020 America After 3PM survey results, made possible with support from the New York Life Foundation, Overdeck Family Foundation, The Wallace Foundation, the S.D. Bechtel, Jr. Foundation, Altria Group, and the Walton Family Foundation, as well as the Charles Stewart Mott Foundation.