

21st Century Community Learning Centers

May 2016

Providing Afterschool and Summer Learning Support to Communities Nationwide



The 21st Century Community Learning Centers (21st CCLC) initiative is the only federal funding source dedicated exclusively to before-school, afterschool and summer learning programs. Each state education agency receives funds based on its share of Title I funding for low-income students at high-poverty, low performing schools. Funds are also allocated to territories and the Bureau of Indian Affairs. 21st CCLC programs provide:

- Academic enrichment activities that help students meet state and local achievement standards;
- A broad array of additional services designed to reinforce and complement the regular academic program, such as drug and violence prevention programs, career and technical programs, counseling programs, art, music, recreation programs, STEM (science, technology, engineering and math) programs, and character education programs; and
- Literacy and related educational development services to the families of children who are served in the program. *(U.S. Department of Education)*

21st CCLC Programs by the Numbers

1,682,469 children & youth served¹

431,122 adult family members served¹

9,556 school-based and community centers¹



13.8 hours

Average hours per week 21st CCLC programs stay open⁵



5 days

Average days per week 21st CCLC programs stay open⁵

32 weeks

Average weeks per year 21st CCLC programs stay open⁵

OUTCOMES AND BENEFITS

Afterschool programs keep kids safe, inspire them to learn and help working families across America. Numerous studies have shown that quality programs give students the academic, social and career-ready skills they need to succeed.

For example, research in 2015 released by several state education agencies found that teachers report that students regularly participating in 21st CCLC programs show improvements in homework completion, class participation, attendance, behavior in class, and reading and math achievement scores and grades. A separate study out of University of California, Irvine School of Education found that regular participation in afterschool programs helped to narrow the achievement gap between high-income and low-income students in math, improved academic and behavioral outcomes, and reduced school absences. (*American Institutes for Research, 2015; Pierce, Auger & Vandell, 2013*)

Among students regularly attending 21st CCLC programs:²



Close to 1 in 3 **improved their English grades**



Close to 1 in 3 **improved their math grades**



7 in 10 **improved their homework completion and class participation**



2 in 3 **improved their behavior in class**



REGULAR ATTENDANCE IS KEY

A study of approximately 3,000 low-income, ethnically-diverse elementary- and middle-school students found that those who regularly attended high-quality programs (including programs funded by 21st CCLC) over two years demonstrated gains of up to 20 percentiles in standardized math test scores compared to peers who were routinely unsupervised during the afterschool hours, while students with lower program attendance demonstrated gains of 12 percentiles compared to their non-participating peers. (*Policy Studies Associates, Inc., 2007*)


Over the years, it has been shown that students who participate regularly in 21st CCLC programs show greater improvement in:

- Grades,
- Math and reading proficiency,
- Homework completion,
- Class participation, and
- Student behavior.

(*Department of Education, 2014*)

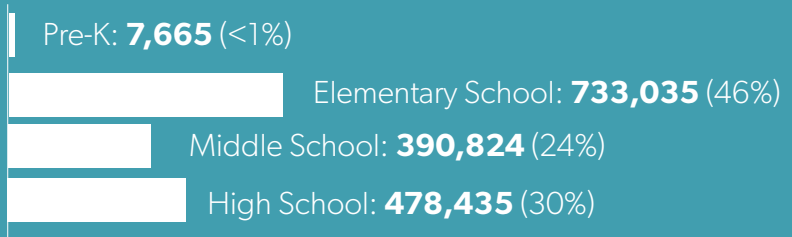
SERVING A DIVERSE STUDENT BODY

21st CCLC programs are providing essential supports to students who are often underserved, working to close existing educational opportunity and achievement gaps.



Students Served by Grade Level¹

(based on 1,609,959 reported students)



STRONG COMMUNITY TIES

21st CCLC programs comprise an integral part of the fabric of communities across the country. From working closely with community partners and schools to employing school day teachers, 21st CCLC programs count on the community's support in order to thrive and best meet the needs of children and families.



21st CCLC programs **partner with 44,983 organizations**.⁵

9 in 10 21st CCLC programs are located in schools.²

Each grantee has an average of **9 partner organizations**.⁵

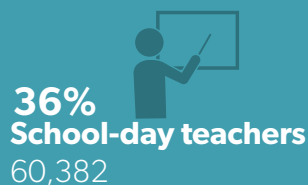
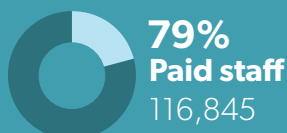
Among grantees:⁵

1 in 5 is a **community-based organization**;

1 in 5 represent other types of organizations, including **faith-based organizations, private schools and charter schools**;

3 in 5 are **school districts**.

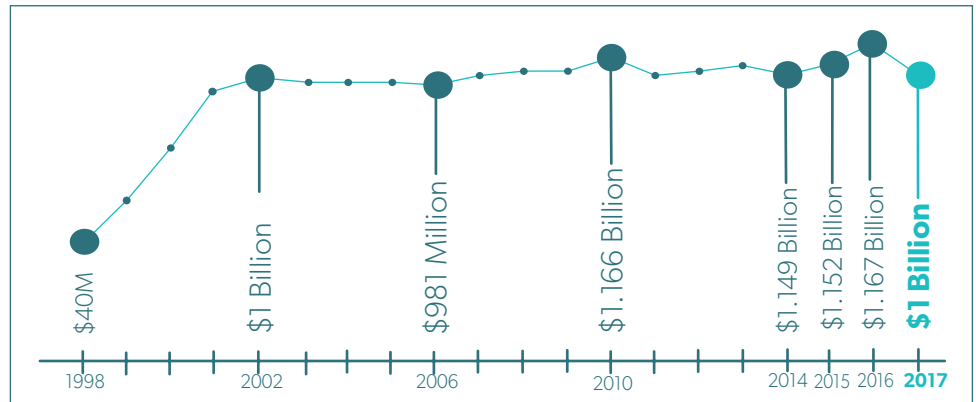
21st CCLC Staff Profile¹ (based on 147,899 total staff)



STATE OF 21ST CCLC FUNDING

Current funding levels do not come close to meeting the nationwide demand and have stayed relatively flat over the past decade:

- 22 million kids are eligible to attend 21st CCLC programs nationally, but funding allows for only 1.6 million to participate. (*National Center for Education Statistics*)
- There are 19.4 million children in the United States whose parents would enroll them in an afterschool program if one were available. (*America After 3PM, 2014*)
- Only 1 out of 3 requests for funding is awarded. Over the last 10 years, \$4 billion in local grant requests were denied because of intense competition and the lack of adequate federal funding. (*Learning Point Associates, 2012*)
- The federal government contributes only 11 percent of the cost of afterschool, while 29 percent of children in afterschool meet the federal government’s definition of low-income and in need of federal assistance. (*Roadmap to Afterschool for All: Examining Current Investments and Mapping Future Needs, 2009*)
- Between 2006 and 2010, partner organizations have contributed more than \$1 billion to support 21st CCLC programs. In 2010, the average contribution was \$67,000 per partner. (*Expanding Minds and Opportunities, 2013*)



Annual Cost of 21st CCLC Programs

\$298,000
per grant⁵

\$122,000
per center⁵

\$1,543
per regular attendee¹

\$595
per attendee³



Help Support 21st Century Community Learning Centers

Find out more about 21st Century Community Learning Centers and what you can do to support them.

Visit afterschoolalliance.org/policyAction.cfm.

¹ U.S. Department of Education. (2015). *21st Century Community Learning Centers (21st CCLC) analytic support for evaluation and program monitoring: An overview of the 21st CCLC performance data: 2013–14.*

² U.S. Department of Education. (2014). *21st Century Community Learning Centers (21st CCLC) analytic support for evaluation and program monitoring: An overview of the 21st CCLC performance data: 2012–13.*

³ Learning Point Associates. (2011). *21st Century Community Learning Centers (21st CCLC) analytic support for evaluation and program monitoring: An overview of the 21st CCLC performance data: 2009–10.*

⁴ Learning Point Associates. (2006). *21st Century Community Learning Centers (21st CCLC) analytic support for evaluation and program monitoring: An overview of the 21st CCLC program: 2004–05.*

⁵ Learning Point Associates. Profile and Performance Information Collection System (PPICS). Data retrieved May 1, 2014.